

Snapshot: Humanitarian Youth Arrivals to NSW

1 July 2016 – 30 June 2017

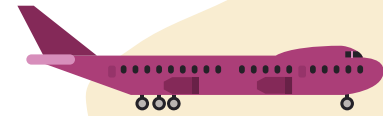


MYAN NSW
Multicultural Youth Affairs Network


Australia welcomed

24,490

humanitarian arrivals



25% were young people



NSW welcomed the largest number

2,638

of humanitarian youth arrivals

Humanitarian youth arrivals in NSW more than doubled in 2016/17

7,226

young people arrived via 3 migration streams



41% skilled



37% humanitarian



and 23% family

44% of all humanitarian youth arrivals

23% of the 11,240 humanitarian arrivals to NSW were young people

HUMANITARIAN YOUTH ARRIVALS

AGE ON ARRIVAL

12-15 years

32%

16-17 years

15%

18-24 years

53%



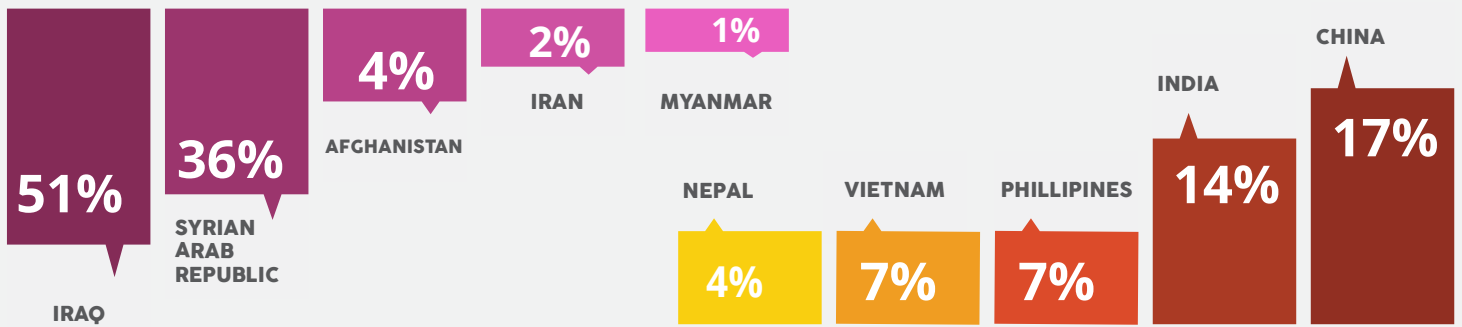
49%
FEMALE



51%
MALE

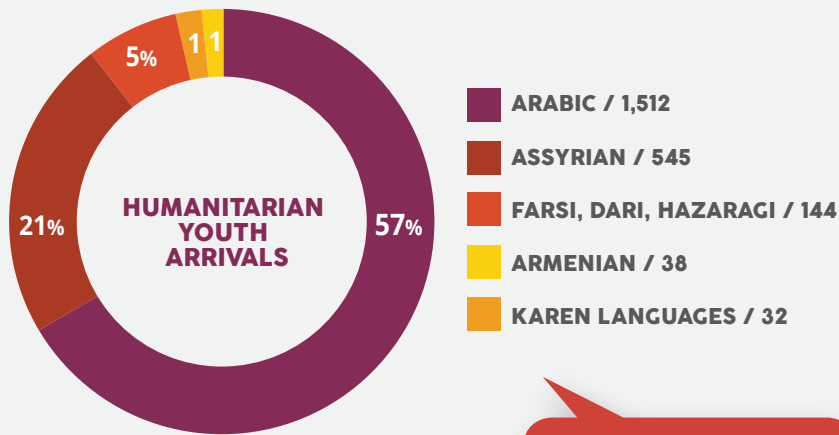
TOP 5 COUNTRIES OF BIRTH

HUMANITARIAN YOUTH ARRIVALS



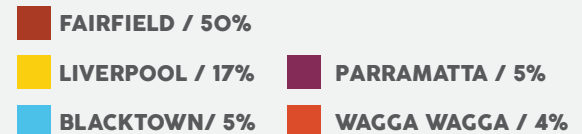
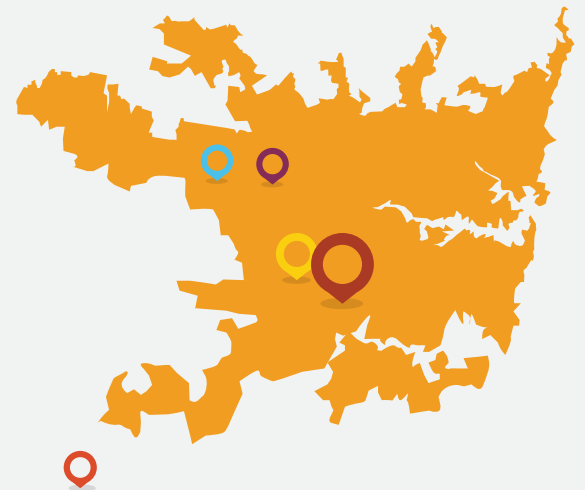
SKILLED & FAMILY YOUTH ARRIVALS

TOP 5 LANGUAGES

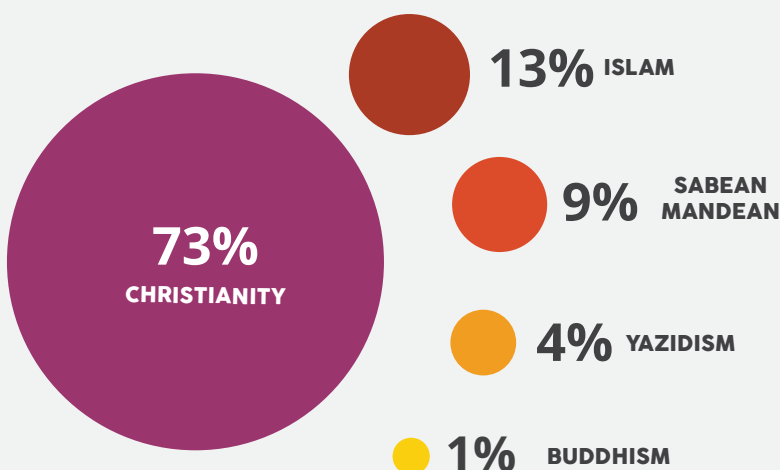


90% of humanitarian youth arrivals in NSW had nil or poor English proficiency.

TOP 5 LOCAL GOVT AREAS FOR HUMANITARIAN YOUTH ARRIVALS



TOP 5 RELIGIONS OF HUMANITARIAN YOUTH ARRIVALS



MYAN NSW is the first state-wide multicultural youth specialist organisation. The data in this report is sourced from the DSS Settlement Database. There are a number of caveats to consider when reviewing this information.

Details can be found at: <http://bit.ly/2D1Ahmp>