



Humanitarian Youth Arrivals to Australia*

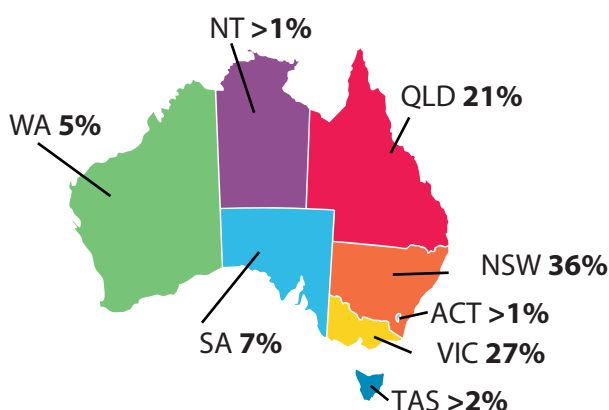
SNAPSHOT JULY 2018 – JUNE 2019

Total Humanitarian Arrivals 2018-19 Financial Year

Young people aged 12-24 consistently make up a significant proportion of all arrivals through Australia's Humanitarian Program. In the 2018-19 financial period, 4059 young people representing **26%** of all humanitarian arrivals settled in Australia.



State/Territory Arrivals Breakdown



63% of humanitarian youth arrivals settled in either NSW or VIC

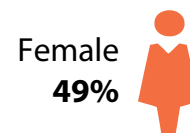
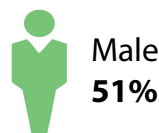
Age

47%
were aged 12-17
(secondary school aged)

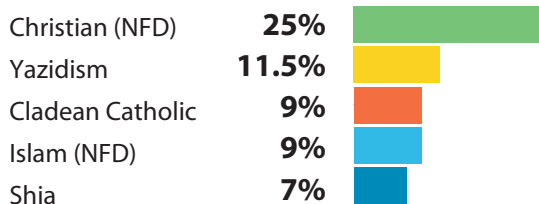


53%
were aged 18-24

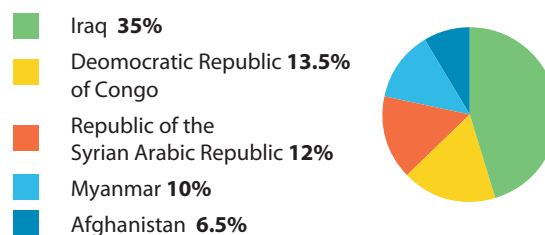
Gender



Top 5 Religions




Country of Birth




Top 5 Languages**

Based on languages other than English spoken at home



Ethnicity***



*Subclasses included are 200; 201; 202; 203; 204; and 866.

**Not recorded for 442 young people.

***Not recorded for 76 young people.



Humanitarian, Family and Skilled Youth Arrivals to Australia

SNAPSHOT

JUNE 2018 – JUNE 2019

Total Youth Arrivals 2018-19 Financial Year

13,759 young people aged 12-24 were granted a permanent or provisional visa to settle in Australia under Australia's Migration Program across the Family, Skilled and Humanitarian streams.

Visa Streams

Visa Streams	Percentage of all youth arrivals	Percentage of all ages arrivals
Humanitarian	30%	26%
Family	40%	20%
Skilled	30%	7.5%

Age

Family and Skilled:

42%
were aged 12-17
(secondary school age)

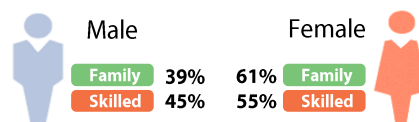
58%
Were aged 18-24



State/Territory Arrivals Breakdown

State/Territory	Humanitarian	Family	Skilled	% All Youth Arrivals
NSW	1473	1778	1095	32.0%
VIC	1122	1787	1257	31.5%
QLD	857	677	551	15.0%
SA	282	454	407	8.0%
WA	200	596	371	8.5%
TAS	82	20	165	2.0%
ACT	27	80	143	2.0%
NT	16	77	80	1.0%
Not recorded		80	82	
Total**	4069	5549	4069	

Gender



4% not recorded

Religion and Ethnicity

Not stated for family and skilled streams

Top 5 Languages***

Family Stream

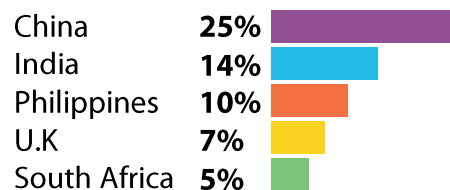
Arabic 14.5%
 Dari 10.5%
 English 8.5%
 Vietnamese 8.5%
 Hazaragi 7%

Skilled Stream

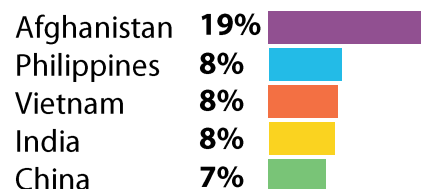
English 34%
 Mandarin 20%
 Urdu 4%
 Chinese (NFD) 4%
 Nepali/Punjabi 4%

Top 5 Country of Birth****

Skilled Stream



Family Stream



*Visa inclusions and more information found at immi.homeaffairs.gov.au/visas/getting-a-visa/visa-listing

**Settlement location not recorded for 162 young people.

***Not recorded for 3412 young people for family stream and 1735 for Skilled stream.

**** For Humanitarian Top 5 Language and Country of Birth see Page 1.